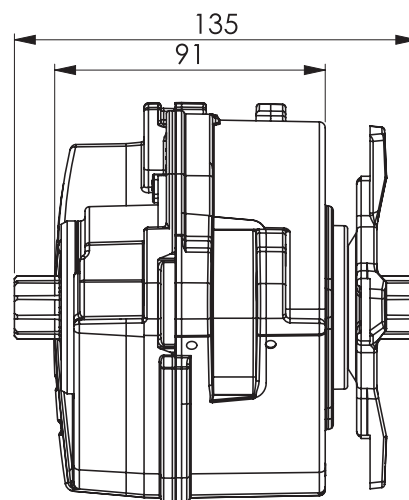
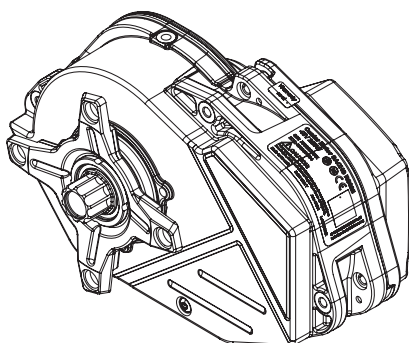
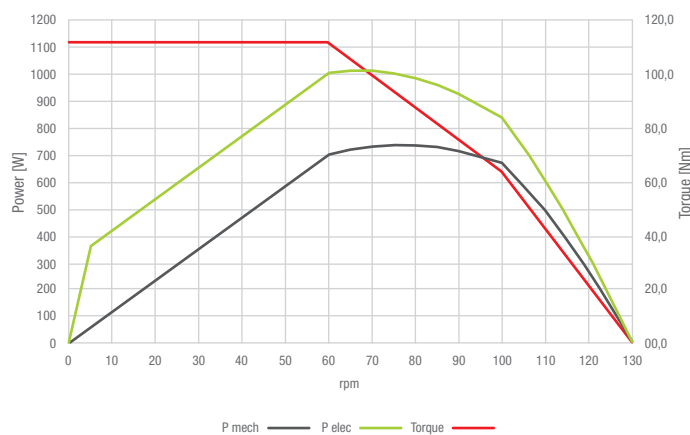


# DOMEL

Domel has optimised its innovative BLDC motor with extremely high efficiency and placed it in the outstanding hybrid drive of an electric bike. The result is a drive that is among the strongest on the market. It provides the user with support on all terrains and in difficult riding conditions. Along with its low power consumption, at a rated power of 250 W, speed of 25 km/h and maximum power of 700 W, it allows greater range with a single battery charge. The precise power and speed sensor combined with the software allows settings for all possible applications, such as cargo bikes, speed bikes and mountain bikes.



MOTOR PERFORMANCE



TECHNICAL DATA		MIDDLE MOTOR E-25	MIDDLE MOTOR E-45
Maximum speed	Km/h	25	45
Continuous rated power	W	250	400
Torque at drive max	Nm	112	112
Rated voltage	V	48	48
Protection rating		IP 56	IP 56
Operating temperature	°C	-10 to +40	-10 to +40
Storage temperature	°C	-25 to +60	-25 to +60
Weight approx.	kg	3,7	3,7
Bicycle light			
Voltage	V	6	6
Maximum power	W	12	12